




CORE Subjects	Lesson and Resources	Notes / Extension Task
ENGLISH	<p>Lesson 1 Gothic Fiction Revision Lesson 1.pptx L1 Implicit vs explicit worksheet.docx</p> <p>Lesson 2 Gothic Fiction Revision Lesson 2.pptx</p> <p>Lesson 3 Lesson 01 - Story.pptx</p> <p>Lesson 4 Lesson 02 - Situation Currently.pptx</p> <p>Lesson 5 Lesson 03 - Strongest Reason.pptx</p> <p>Lesson 6 Lesson 04 - Shut Down Opposition.pptx</p> <p>Lesson 7 Lesson 05 - Solution.pptx</p>	<p>Sparx Reader homework to be completed as per Arbor</p> <p>Students will start the year with mid-year Gothic Fiction assessment prep and then move into Non-Fiction Writing.</p> <p>Non-Fiction Booklet link: Year 8 Non-Fiction Booklet.docx</p>

CORE Subjects	Lesson and Resources	Notes / Extension Task
MATHS	<p><u>Lesson 1</u> Vertically opposite angles Sparx: M163 Follow the links and answer the question 4. Click the tick at the bottom to check your answers. Vertically opposite angles</p>	<p><u>Notes:</u> Where relevant, find the Sparx Task by clicking on Independent Learning:</p>  <p>And then search for the relevant task in the Search bar:</p>  <p>Use the videos for support as you answer the questions.</p> <p><u>Extension Tasks:</u> Complete all Compulsory, Target and XP Boost tasks at 100%</p>
	<p><u>Lesson 2</u> Angles in parallel lines Sparx: M606 Follow this link, watch the video by pressing the red button and answer the questions 1 to 4. Click the tick at the bottom to check your answers. Angles in parallel lines</p>	
	<p><u>Lesson 3</u> Angles in parallel lines Sparx: M606 Follow this link, watch the video by pressing the red button and answer the Apply questions. Click the tick at the bottom to check your answers. Angles in parallel lines</p>	

CORE Subjects	Lesson and Resources	Notes / Extension Task
MATHS	<p><u>Lesson 4</u> Angles in triangles Sparx: M351 Follow this link, watch the video by pressing the red button and answer the questions. Click the tick at the bottom to check your answers. Angles in triangles</p>	<p><u>Notes:</u> Where relevant, find the Sparx Task by clicking on Independent Learning:</p> <div> <div>Independent Learning</div> </div> <p>And then search for the relevant task in the Search bar:</p> <div> <div> Search for topics: <input type="text"/> </div> <div> Your curriculum: <input type="text" value="Key Stage 3"/> </div> </div> <p>Use the videos for support as you answer the questions.</p> <p><u>Extension Tasks:</u> Complete all Compulsory, Target and XP Boost tasks at 100%</p>
	<p><u>Lesson 5</u> Angles in quadrilaterals Sparx: M679 Follow this link, watch the video by pressing the red button and answer the questions. Click the tick at the bottom to check your answers. Angles in quadrilaterals</p>	
	<p><u>Lesson 6</u> Angles Tessellation Follow this link, watch the video by pressing the red button and answer the questions. Click the tick at the bottom to check your answers. Angles tessellations</p>	
	<p><u>Lesson 7</u> Add and Subtract Negative Numbers Sparx: M106 Follow this link and answer the questions. Click the tick at the bottom to check your answers. Add and Subtract Negative Numbers</p>	

CORE Subjects	Lesson and Resources	Notes / Extension Task
SCIENCE	<p>Lesson 1: KS3> Year 8> Plants and photosynthesis> plant Roots Curriculum - Curriculum</p> <p>Lesson 2: Photosynthesis Curriculum - Curriculum</p> <p>Lesson 3: Uses of Glucose Curriculum - Curriculum</p> <p>Lesson 4: rates of Photosynthesis Curriculum - Curriculum</p> <p>Lesson 5: The Leaf Curriculum - Curriculum</p>	<p>Sparx - How to Use</p> <p>Notes: Where relevant, find the Sparx Task by clicking on Independent Learning:</p> <p></p> <p>And then search for the relevant task in the Search bar:</p> <div data-bbox="1294 592 1850 655"> <div>Search for topics:</div> <div>Your curriculum:</div> <div>Enter topic name or code</div> <div>Key Stage 3</div> </div>

Foundation Subject	Lesson and Resources	Notes / Extension Task
ART	Find a Cubist Portrait - Copy it in colour	
DRAMA	Look into who William Shakespeare was. Who was he, what plays did he write? Create an information sheet all about him.	
FRENCH	<p>Here are the topics that we are studying this term:</p> <p>Going out and Staying in</p> <ul style="list-style-type: none"> - Free time activities - Weekend plans - Asking someone out - Going to a party - Favourite TV / Music / Film <p>Revise these topics here on BBC Bitesize:</p> <p>Hobbies</p> <p>Arranging to go out</p> <p>Future plans</p> <p>Film, TV, Music</p> <p>Practise the vocabulary from the French page in your Knowledge Organiser.</p>	<p>Notes:</p> <ol style="list-style-type: none"> 1. Watch the video on Bitesize and complete the activities. 2. Make a note of any new words in French and English 3. Write a short paragraph (50 words) about the topic. Use opinions, past tense and future tense. Revise writing it out from memory – ask someone at home to test you if possible! <p>Homework / Extension tasks:</p> <ol style="list-style-type: none"> 1. Active Learn. Go to https://www.pearsonactivelearn.com/app/Home Your username is your Regis School email. Your password is Tr5Reset22 Complete set tasks.

Foundation Subject	Lesson and Resources	Notes / Extension Task
GEOGRAPHY	<p>Follow the links below to watch and complete the Oak National lessons. Ensure you are in a suitable environment to work where you can listen to the teacher recording of the lesson. You will pause and complete all activities and record your work on the worksheet uploaded or in a notebook or on paper.</p> <p>Only complete the amount of lessons you would have missed had you have been in school.</p> <p>Website: https://continuityoak.org.uk/Lessons</p> <p><u>Autumn Term 1 and spring term 1: Coasts</u> Go to- Geography- Year 8- Unit 3- Coasts</p> <p><i>Week beginning 5/1</i> L9 - Should managed retreat have been used at Happisburgh? L10 - Should hard engineering have been used at Mableton? L11 - What are the conflicts related to coastal management along the Holderness coast?</p>	<p>If you have finished all the tasks in the lesson and resources section and wish to continue some more geography work log on to Seneca using your school account.</p> <p>Search for KS3 Geography and work your way through the learning and quizzes for the topic you are currently learning.</p>
HISTORY	<p>Follow the lessons on the link below: https://www.thenational.academy/pupils/programmes/history-secondary-year-8/units/the-english-civil-war-what-can-pamphlets-tell-us-about-17th-century-politics/lessons</p>	<p>Before you begin, you will need a pen, paper and headphones if working in a shared area.</p>
MUSIC	<p>The global reach of reggaeton https://www.thenational.academy/teachers/programmes/music-secondary-ks3/units/recreating-the-sound-of-90s-grunge/lessons/the-global-reach-of-reggaeton?sid-62527d=n7QVSq9-m0&sm=1&src=4</p>	

Foundation Subject	Lesson and Resources	Notes / Extension Task
RELIGIOUS STUDIES		<p>Notes:</p> <ol style="list-style-type: none"> 1. Open the link and complete the lesson, pause the video as and when needed. <p>Extension task: Create a ten question quiz about this topic.</p>
		<p>Notes:</p> <ol style="list-style-type: none"> 1. Open the link and complete the lesson, pause the video as and when needed. <p>Extension task: Create a ten question quiz about this topic.</p>
SPANISH	<p>Here are the topics that we are studying this term:</p> <p>Going out and Staying in</p> <ul style="list-style-type: none"> - Free time activities - Weekend plans - Asking someone out - Going to a party - Favourite TV / Music / Film <p>Revise these topics here on BBC Bitesize:</p> <p>Free time</p> <p>Inviting someone out</p> <p>Future tense</p> <p>TV, Music, Film</p>	<p>Notes:</p> <ol style="list-style-type: none"> 1. Watch the video on Bitesize and complete the activities. 2. Make a note of any new words in Spanish and English 3. Write a short paragraph (50 words) about the topic. Use opinions, past tense and future tense. Revise writing it out from memory – ask someone at home to test you if possible! <p>Homework / Extension tasks:</p> <ol style="list-style-type: none"> 1. Active Learn. Go to https://www.pearsonactivelearn.com/app/Home Your username is your Regis School email. Your password is Tr5Reset22 Complete set tasks.